

# CABIN AIR FILTER

## IDENTIFICATION / INSTALLATION

# IMPORTS

# PA4194

Lexus ES300, ES330, RX350,  
RX400h Hybrid;  
Toyota Avalon, Camry, Sienna, Solara

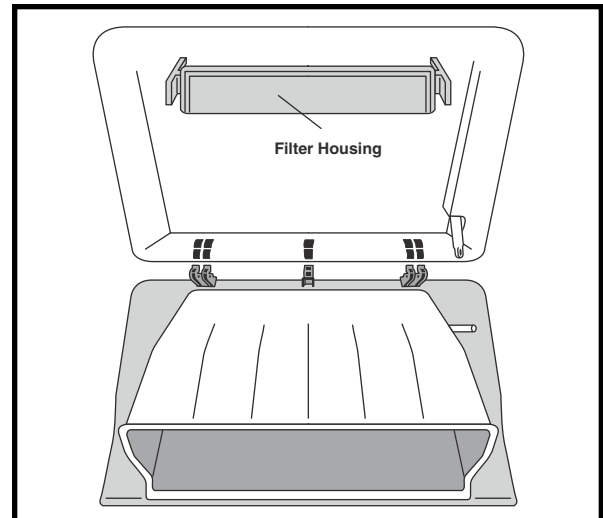


**OE:** 87139-32010

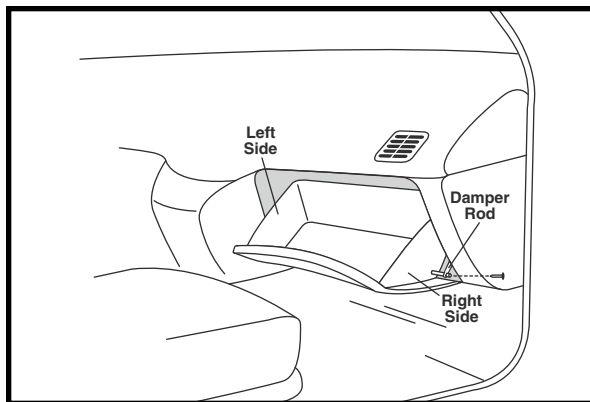
**Fits:** 2002-03 Lexus ES300  
2004-06 Lexus ES330  
2007-09 Lexus RX350  
2006-09 Lexus RX400h Hybrid  
2000-04 Toyota Avalon  
2002-06 Toyota Camry  
2004-10 Toyota Sienna  
2002-09 Toyota Solara

**Size:** 8 3/8 x 8 5/16 x 21/32  
(212.7 x 211.1 x 16.7)

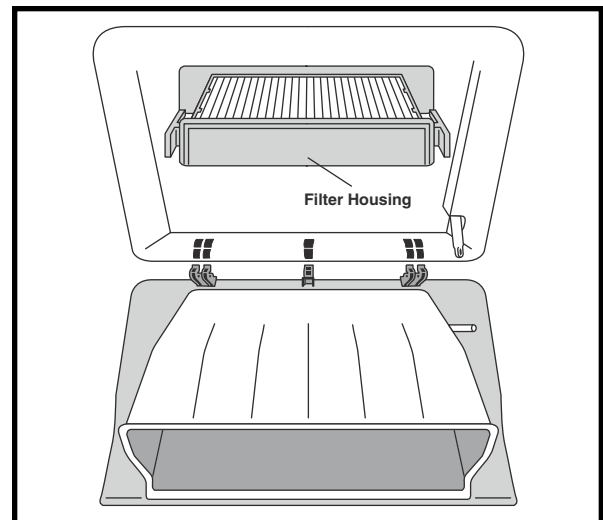
**A.Gskt.:** [2] Attached



6. Remove glove compartment.
7. Remove filter housing.



1. Open passenger side door.
2. Open glove compartment.
3. Remove screw holding damper rod in place on right side of glove compartment.
4. Detach damper rod from glove compartment.
5. Push in on left and right sides of glove compartment to release glove compartment.



8. Remove filter from filter housing.
9. Replace filter and reassemble.

**Notice:** The information provided is based on the latest authoritative information available at press time. However, due to manufacturers' changes, and year and model variations, Baldwin Filters cannot be responsible for misapplications and instruction errors.

**BALDWIN FILTERS®** **BALDWIN**  
a CLARCOR company

4400 East Highway 30 ■ P.O. Box 6010  
Kearney, Nebraska 68848-6010  
Phone: (308) 234-1951 ■ Toll Free: (800) 822-5394  
Fax: (800) 828-4453 ■ Int'l Fax: (308) 237-9769  
Internet: www.baldwinfilter.com