

# CABIN AIR FILTER

## IDENTIFICATION / INSTALLATION

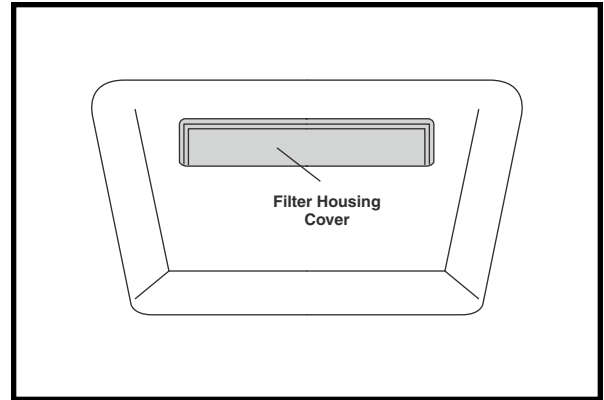
# IMPORTS

# PA4393 (2 of 2)

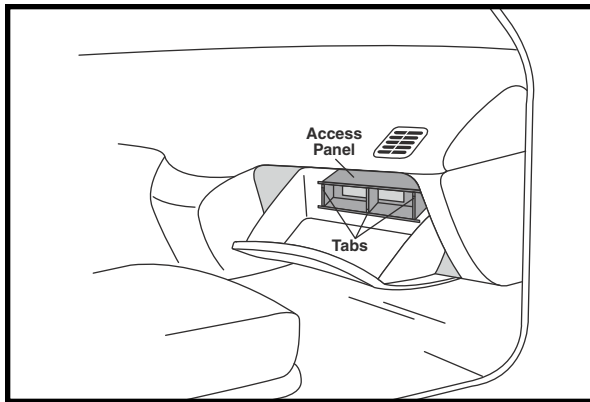
**Lexus GS350, GS430**



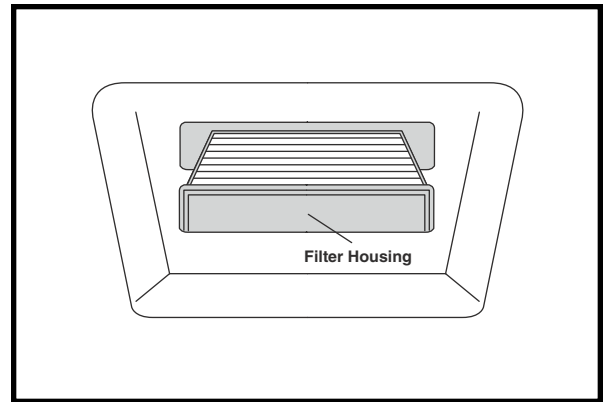
**OE:** 87139-07010  
**Fits:** 2007-11 Lexus GS350  
2007 Lexus GS430  
**Size:** 8 15/32 x 7 19/32 x 1 1/8  
(215.1 x 192.9 x 28.6)



5. Remove filter housing cover.
6. Remove filter housing.



1. Open passenger side door.
2. Open glove compartment.
3. Push on tabs to remove access panel.
4. Remove access panel.



7. Remove filter from filter housing.
8. Replace filter and reassemble.

**Notice:** The information provided is based on the latest authoritative information available at press time. However, due to manufacturers' changes, and year and model variations, Baldwin Filters cannot be responsible for misapplications and instruction errors.

**BALDWIN FILTERS®** **BALDWIN**  
a CLARCOR company

4400 East Highway 30 ■ P.O. Box 6010  
Kearney, Nebraska 68848-6010  
Phone: (308) 234-1951 ■ Toll Free: (800) 822-5394  
Fax: (800) 828-4453 ■ Int'l Fax: (308) 237-9769  
Internet: [www.baldwinfilter.com](http://www.baldwinfilter.com)