

CABIN AIR FILTER

IDENTIFICATION / INSTALLATION

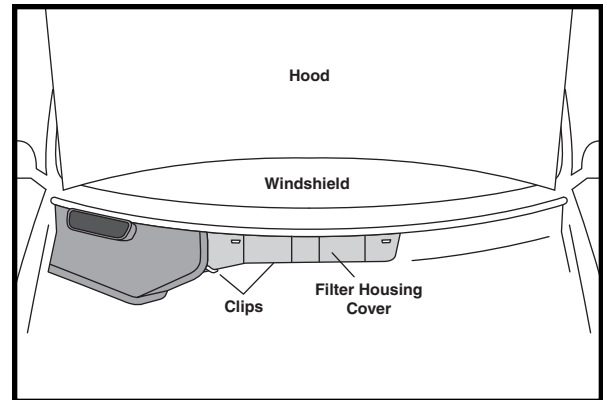
CHRYSLER

PA4409

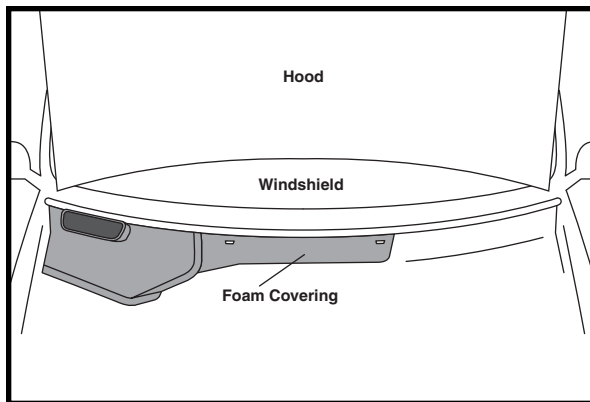
**Dodge Sprinter;
Freightliner Sprinter**



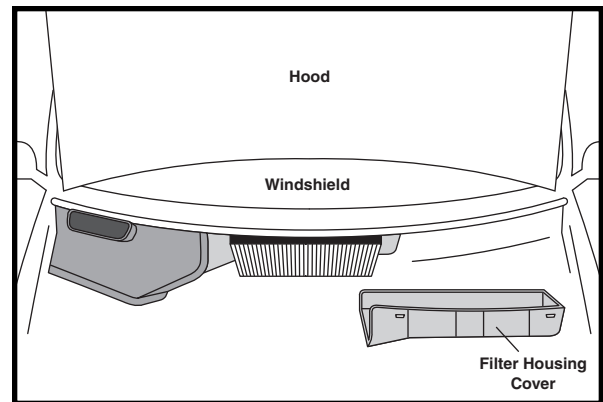
OE: 5103600AA
Fits: 2002-06 Dodge Sprinter, Freightliner Sprinter
Size: 14 13/16 x 6 5/8 x 1 3/32
(376.2 x 168.3 x 27.8)
A. Gskt.: [1] Attached
Note: Contains Charcoal Impregnated Media for Odor Control



3. Release clips in front and back of filter housing cover.
4. Slide filter housing cover to the right to remove.



1. Open hood.
2. Remove foam covering from filter housing cover.



5. Pull down filter to remove.
6. Replace filter and reassemble.

Notice: The information provided is based on the latest authoritative information available at press time. However, due to manufacturers' changes, and year and model variations, Baldwin Filters cannot be responsible for misapplications and instruction errors.

BALDWIN FILTERS® **BALDWIN**
a CLARCOR company

4400 East Highway 30 ■ P.O. Box 6010
Kearney, Nebraska 68848-6010
Phone: (308) 234-1951 ■ Toll Free: (800) 822-5394
Fax: (800) 828-4453 ■ Int'l Fax: (308) 237-9769
Internet: www.baldwinfilter.com